COUNTRY SCORECARD

DEMOCRATIC REPUBLIC OF THE CONGO

COUNTRY POPULATION:

67,5m

PER CAPITA HEALTH EXPENDITURE:

15USD /capita

Health expenditure per capita

The sum of public and private health expenditures as a ratio of total population. It covers the provision of health services (preventive and curative), family planning activities, nutrition activities, and emergency aid designated for health but does not include provision of water and sanitation. Data are in current U.S. dollars for 2012.

WHO Global Health Expenditure Database (http://apps.who.int/nha/database

TOTAL HEALTH SECTOR EXPENDITURE:

US dollars

998m

50% Domestic
50% External

51% Public
49% Private

PROGRESS ON MILLENNIUM DEVELOPMENT GOALS:

Eradicate extreme poverty and hunger
24% of children <5 moderately or severely underweight in 2011 (14% ▲ since 2005/06)

Reduce child mortality
<5 mortality rate **119 per 1000** live births in 2013 (21% ▲ since 2005)

Improve maternal health
Maternal mortality ratio **730 per 100,000 live births** in 2013 (22% ▲ since 2005)
Unmet need for family planning 24% in 2010/12 (10% ▲ since 2005/06)

Combat HIV/AIDS, malaria and other diseases
31% of population with advanced HIV infection with access to ART in 2012 (24% ▲ since 2005)
Children <5 sleeping under insecticide-treated bednets 38% (32% ▲ since 2005)
TB treatment success rate in new TB cases 88% in 2012 (3% ▲ compared to 2005)

Ensure environmental sustainability
% population using improved drinking water source 46% in 2012 (1% ▲ compared to 2005)
%population using improved sanitation facility 31% in 2012 (5% ▲ compared to 2005)

United Nation Statistics Division MDG Indicators (http://mdgs.un.org/unsd/mdg/data)
Global Health Observatory Data Repository (http://apps.who.int/gho/data)
Values of performance are considered satisfactory (presented in green) if equal to or above the regional average.

All data presented on the score card are self-reported by the Ministry of Health (MoH) or development partners (DP) supporting the country health sector. All DP data have, in principle, been validated by the MoH. CPIA data (indicator 7) have been extracted from the World Bank.

FRONT PAGE

The 7 indicators in the left column present the government performance on development effectiveness in health. The right column presents the aggregate development partners' performance related to the comparable indicators. Performance is presented for 2010/11 (last monitoring round) and 2013; government performance is compared with the average performance of all 24 participating countries; aggregate DP performance is compared with the overall DP performance in the same 24 countries.

Rating symbols illustrate whether respectively the government and/or the development partners have **achieved the target**, whether there is **evidence of action** or **no evidence of action**. Action is assessed by demonstrated evidence of work delivered against the indicator.

Data on health expenditure and progress on MDGs are provided for contextual purposes.

BACK PAGE

For each of the participating development partners, the performance in 2013 is rated against each of the 7 indicators. Data for 2010/11 are provided for comparison.

Performance is presented either as a YES/NO answer or as a percentage achievement above or below the target.

- TARGET ACHIEVED
- EVIDENCE OF ACTION
- NO EVIDENCE OF ACTION
- NO DATA AVAILABLE
- COUNTRY SYSTEM UNDER DEVELOPMENT

ihp+ results

This work is licensed under the Creative Commons Atribution-NonCommercial 3.0 Unported License.
To view a copy of this license, visit http://creativecommons.org.licenses/by-nc/3.0

GOVERNMENT

1. IS A SECTOR RESULTS FRAMEWORK IN PLACE?

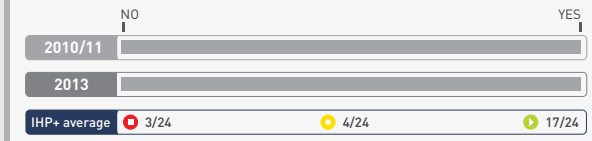

ACHIEVED TARGET

2. DOES GOVERNMENT SUPPORT MEANINGFUL PARTICIPATION OF CIVIL SOCIETY ORGANISATIONS?

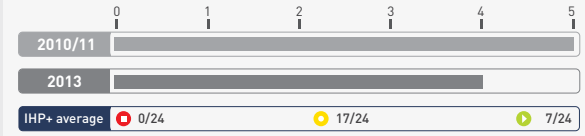

EVIDENCE OF ACTION

3A. ARE GOVERNMENT FUNDS DISBURSED PREDICTABLY?

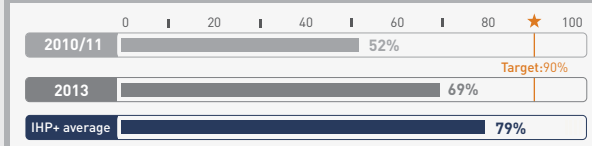

EVIDENCE OF ACTION

3B. ARE GOVERNMENT RESOURCES PLANNED OVER MORE THAN ONE YEAR?

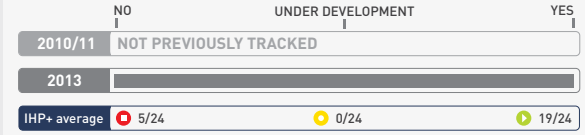

ACHIEVED TARGET

4. IS THERE A NATIONAL HEALTH PLAN IN PLACE THAT HAS BEEN JOINTLY ASSESSED?



ACHIEVED TARGET

5. ARE MUTUAL ASSESSMENT MECHANISMS IN PLACE?

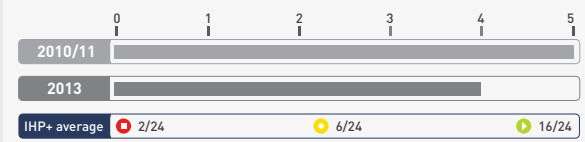

ACHIEVED TARGET

6. ARE COUNTRY PFM SYSTEMS OF GOOD QUALITY?



ACHIEVED TARGET

DEVELOPMENT PARTNERS

1. DO DEVELOPMENT PARTNERS USE THE SECTOR RESULTS FRAMEWORK?

ACHIEVED TARGET



2. DO DEVELOPMENT PARTNERS SUPPORT MEANINGFUL ENGAGEMENT OF CS ORGANISATIONS?

EVIDENCE OF ACTION



3A. ARE DEVELOPMENT PARTNER FUNDS DISBURSED PREDICTABLY?

ACHIEVED TARGET

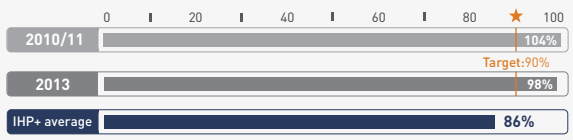

3B. DOES GOVERNMENT HAVE INFORMATION ON DP EXPENDITURE PLANS FOR THREE YEARS AHEAD?

EVIDENCE OF ACTION

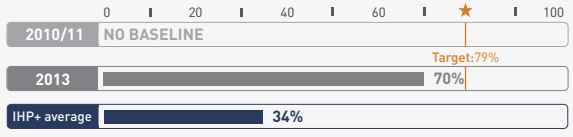

4. IS DEVELOPMENT PARTNER COOPERATION REPORTED ON BUDGET?

EVIDENCE OF ACTION

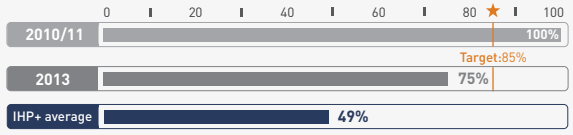

5. DO DEVELOPMENT PARTNERS USE MUTUAL ASSESSMENT MECHANISMS?

EVIDENCE OF ACTION

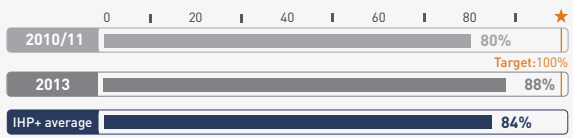

6. ARE DEVELOPMENT PARTNERS USING COUNTRY PFM SYSTEMS?

COUNTRY SYSTEM UNDER DEVELOPMENT

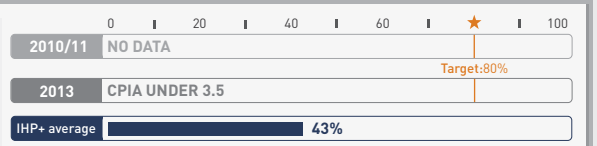

UNPACKING DEVELOPMENT PARTNER PERFORMANCE IN DEMOCRATIC REPUBLIC OF THE CONGO

CANADA | EU | GAVI ALLIANCE | The Global Fund | unicef | World Health Organization | World Bank | BELGIUM

1. DOES THE DEVELOPMENT PARTNER USE THE SECTOR RESULTS FRAMEWORK?

YES = 100%
NO = 0%

2. DOES THE DEVELOPMENT PARTNER SUPPORT MEANINGFUL ENGAGEMENT OF CIVIL SOCIETY ORGANISATIONS?

YES = 100%
NO = 0%

3A. ARE THE DEVELOPMENT PARTNER FUNDS DISBURSED PREDICTABLY?

★ Target: 90%

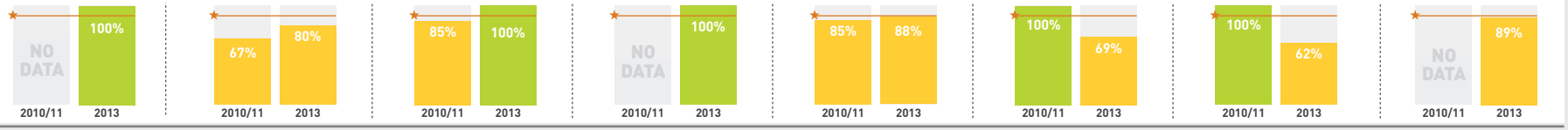

3B. DOES GOVERNMENT HAVE INFORMATION ON DP EXPENDITURE PLANS FOR THREE YEARS AHEAD?

YES = 100%
NO = 0%

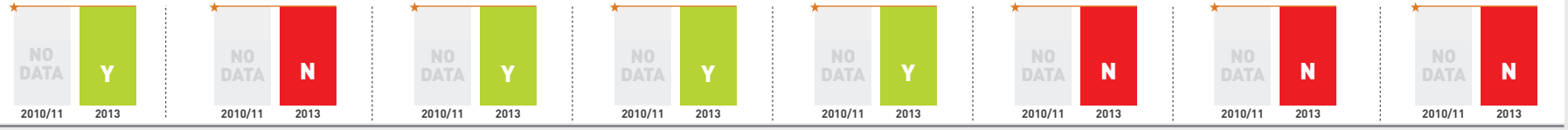

4. IS THE DEVELOPMENT PARTNER COOPERATION REPORTED ON BUDGET?

★ Target: 85%



5. DOES THE DEVELOPMENT PARTNER USE MUTUAL ASSESSMENT MECHANISMS ?

YES = 100%
NO = 0%

6. DOES THE DEVELOPMENT PARTNER USE COUNTRY PFM SYSTEMS?

★ Target: 80%



This work is licensed under the Creative Commons Atribution-NonCommercial 3.0 Unported License.
To view a copy of this license, visit http://creativecommons.org.licenses/by-nc/3.0